

Precision Cutting

Waterjet Cutting

OMAX 80160 - 80" x 160" work envelope
 OMAX 55100 (2) - 55" x 100" work envelope
 OMAX 2652 with Tilt-A-Jet - 24" x 48" work envelope



Laser Cutting


NUKON NF PRO 620 4000w
 72" x 240" work envelope



Machining


Lathes

DMG-MORI NLX-2500/1250 (2)
 HAAS ST-40
 HAAS ST-30
 HAAS TL-2
 CUT MASTER 42" BULLARD VTL
 ROMI M27
 ROMI C680
 HAAS TL-3B
 DAINICHI DM 530
 MONARCH LATHE 32 NN
 ALPHA 550 PLUS



Mills

HAAS EC-1600 (3) - 5 axis
 HAAS VF5
 HAAS VF-7 (2) - 5 axis
 HAAS VS3 - 5 axis
 DMG-MORI CMX 50 U (2) - 5 axis
 DMG MORI NHX 5000
 HAAS VF-3 YT
 MILLTRONICS MB 30
 KEARNEY/TRECKER MODEL 425
 MILLTRONICS RH 30
 MILLTRONICS VMM 3917
 MILLTRONICS VKM4
 ZAYER MILL 66BM
 BIRMINGHAM MILL BPV-4KVL
 VICTOR-MANUAL MILL JF-5VS



Fabrication

Welding

GTAW, GMAW, SMAW, FCAW
 Miller Dynasty 400
 Miller Dynasty 200
 Capital Weld Cleaner/Passivator
 Pipe Works Pro 400
 Maxtron 450
 Syncrowave 250
 TipTig

Forming

ACCURL 6-Axis Hydraulic CNC
 ACCURL 13' CNC
 ERMAKSAN 4' CNC



Quality Services

With our wide array of inspection equipment, we pride ourselves in withholding quality standards for every part that leaves through our door. We understand that quality inspection is a very critical aspect of all industries, and because of that, open our equipment as an inspection source for parts made outside of our shop.

Zeiss Contura CMM with Reverse 3D Modeling

24" x 40" x 63" +/- 0.0002

Zeiss Duramax

Keyence Wide Area CMM

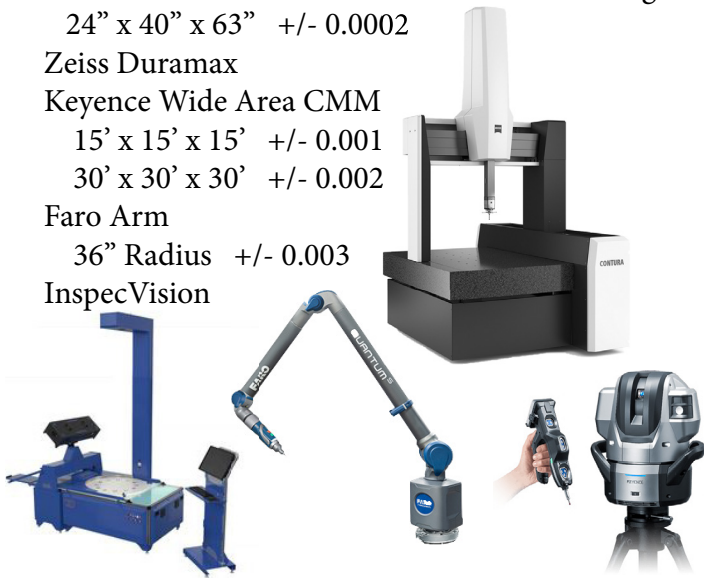
15' x 15' x 15' +/- 0.001

30' x 30' x 30' +/- 0.002

Faro Arm

36" Radius +/- 0.003

InspecVision



Metal Finishing

- Non-Destructive Testing
- Anodizing
- Coating
- Painting
- Surface Grinding
- Plating
- Heat Treating
- Stress Relieving
- Part Identification
- Electro-Polishing
- Sand Blasting
- Passivation
- Alodine

Materials

Our machines are capable of handling a wide selection of high-quality materials. With our extended supplier base, we can efficiently source, but are not limited to the below:

- Stainless Steel
- Aluminum
- Bronze
- UHMW
- L-605
- Delrin
- Laminates
- Polycarbonate
- Reflective Metals
- 17-4
- Nitronic 50/60
- Inconel
- Tool Steel
- Brass
- Nitronic 60
- Mild Steel
- Rubber
- Hastelloy
- Phenolics
- Spring Steel
- Acrylic
- Composites
- Titanium
- Monel
- Lexan
- Shim Stock
- 15-5
- Inconel
- PTFE (Teflon)
- Exotics

Other

- Large Band Saws, 20" x 30" Capacity (3)
- Large Miter Saw
- Iron Crafter Combo Shear Break
- Forklifts, Up to 15,000 LBS. (7)
- Local Delivery Trucks with Trailers (5)
- Laser Etching
- Assembly
- Prototyping
- Enhanced Redesign and Fabrication of Parts
- Swaging
- Material Traceability
- Material Testing
- 24-7 Hour Service